UC Berkeley Graduate Profile 2021–22

- **Among the 45,057 students at Berkeley, 29% are pursuing doctoral and master's degrees in more than 100 disciplines.**
- **The fall 2021 incoming graduate class of 4,648 students was selected from more than 49,000 applicants.**

Graduate Student Enrollment

UC Berkeley is famed for the breadth, depth, and reach of more than 100 graduate programs in 14 schools and colleges. Our passion for critical inquiry, debate, discovery and innovation is informed by a deep commitment to contributing to a better world. Nearly all first-year students cite the outstanding reputation and quality of their graduate program as important in their decision to enroll at Berkeley. Typically, half of admitted applicants choose Berkeley over other offers.

ENTERING CLASS 2021 – 22

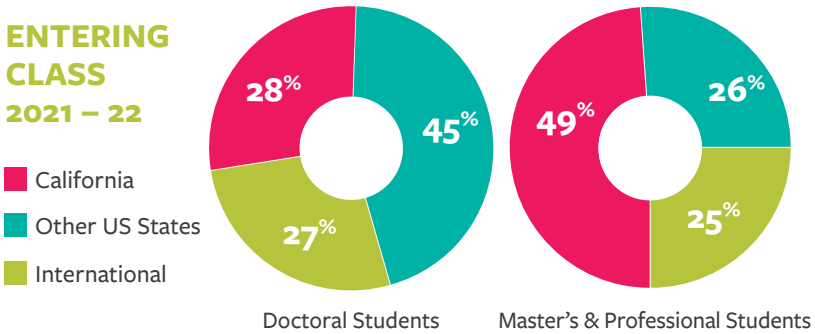

INTERNATIONAL GRADUATE STUDENTS *(Top 15)*

	Doctoral	Master's	Total
China	587	1,018	1,605
India	142	508	650
Canada	94	146	240
South Korea	121	108	229
Taiwan	63	91	154
Mexico	47	87	134
France	23	85	108
Japan	23	65	88
Brazil	33	38	71
Germany	39	29	68
UK	33	22	55
Turkey	36	16	52
Chile	25	26	51
Colombia	27	19	46
Singapore	19	27	46

Our graduate students represent

128 countries

and

49 states

STUDENT ENROLLMENT (FALL 2021)

	Doctoral	Master's	Total
Continuing	4,462	4,127	8,589
New	879	3,775	4,654
Overall	5,341	7,902	13,243

STATISTICS

Women
48%
Underrepresented Minorities
15%

AGE

Average	28
Youngest	17
Oldest	73

ETHNIC DIVERSITY

	Total
American Indian/Alaskan Native	74
Black/African-American	636
Chicano/Mexican-American	715
Chinese/Chinese-American	1,116
Japanese/Japanese-American	139
Korean	225
Latino/Other Spanish-American	542
Other Asian	306
Other/Unknown	601
Pacific Islander	14
Pilipino/Filipino	175
South Asian	586
Vietnamese	168
White/Caucasian	4,046
Total	**9,343**

Berkeley Graduate Division

Berkeley grants some of highest numbers of master's, professional, and doctoral degrees in the nation.

The four divisions of the College of Letters & Science collectively enroll the most students, with the College of Engineering, the School of Business, and the School of Law enrolling the next highest numbers.

Graduate Degrees Granted

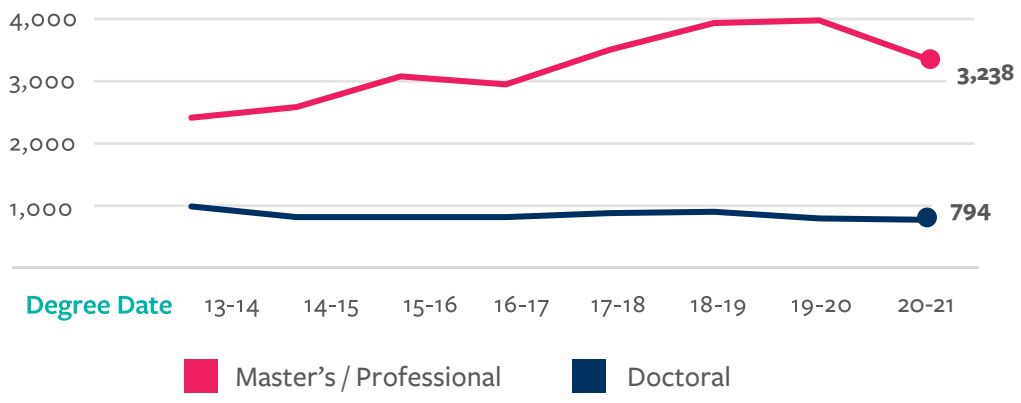

Graduate Majors (Fall 2020 Enrollment)

Berkeley offers 120 graduate majors (master's, professional and doctoral), 90 of which grant doctoral degrees.

School/College	Doctoral	Master's / Professional	Total
Business Administration	69	1,749	1,818
Chemistry	512	54	566
Education	161	113	274
Engineering	1,486	1,332	2,818
Environmental Design	69	416	485
Journalism	–	122	122
Law	67	1,429	1,496
Letters & Science (all)	2,3441	117	2,461
Arts & Humanities	567	13	580
Biological Sciences	478	-	478
Mathematical & Physical Sciences	569	72	641
Social Sciences	730	32	762
Natural Resources	376	36	412
Optometry	35	271	306
Public Health	153	611	764
Public Policy	11	284	295
School of Information	29	1,176	1,205
Social Welfare	29	192	221
TOTAL	**5,341**	**7,902**	**13,243**

Top 5 academic institutions that hire Berkeley Ph.D.s

- University of California System
- Stanford
- Princeton
- MIT
- Harvard

Career Outcomes

CAREER PLACEMENT OF DOCTORAL DEGREE RECIPIENTS

First positions of students who graduated between 2011 to 2019 (based on a survey conducted 12-18 months after graduation).

Employer	Count	Percent
Business (for profit)	1,323	34%
College or University	2,011	52%
Government	118	3%
Hospital / Clinic	24	1%
K-12 School	71	2%
National Laboratory	180	5%
Self-Employed	36	1%
Other/Unknown	75	2%
Total	**3,348**	

First positions taken by Berkeley Ph.D.s who went into academia:

Type of Position	Count	Percent
Tenure track faculty	531	14%
Postdoc	1,121	29%
Non-tenure track faculty	297	8%
Other	1,876	49%
Total	**3,825**	

Graduate Student Funding

Sources of Financial Support for Doctoral Students, (2019– 2020)

Humanities and Social Sciences:

- Fellowships 59%
- GSIs (teaching assistanships) 30%
- GSRs (research assistantships) 9%
- Reader appointments 1%
- Other 1%

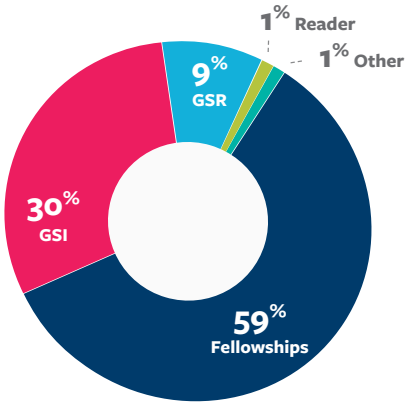

Sciences and Engineering:

- Fellowships 39%
- GSIs (teaching assistanships) 38%
- GSRs (research assistantships) 22%
- Reader appointments <1%
- Other 1%

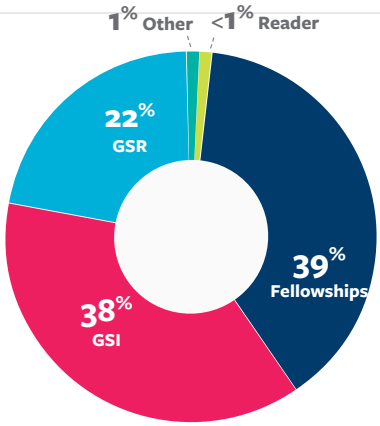

FUNDING FOR DOCTORAL STUDY

UNIVERSITY MULTI-YEAR FELLOWSHIPS

Berkeley offers prestigious multi-year awards to the most highly qualified entering doctoral students, including those who will enhance the diversity of the graduate student population. Recipients are nominated by their departments and selected through a competitive process.

Humanities/Social Science multi-year packages include:

- 2 years of fellowship funding
- 2 years of departmental funding: a combination of GSI (teaching) or GSR (research) appointments and/or fellowship
- 1 year of Doctoral Completion Fellowship*

Science and Engineering multi-year packages include:

- 2 years of fellowship funding
- 3 years of departmental funding: combination of GSI or GSR appointments and/or fellowship

Departmental funding offers often include multi-year funding from a variety of sources, including departmental fellowships, training grant awards, GSI (teaching) appointments, and GSR (research) positions.

External multi-year fellowships, such as the NSF GRFP, NDSEG (DoD), Hertz, Ford, and others, are integrated into university and departmental funding packages.

***The Doctoral Completion Fellowship** provides one year of fellowship funding to students in certain Humanities and Social Science disciplines for use after advancement to doctoral candidacy.

COSTS OF GRADUATE EDUCATION AT BERKELEY *2021-2022*

	Academic Programs	Professional Programs
Tuition and fees [1]	$14,160	$14,160
Student health insurance plan [2]	$6,088	$6,088
Total Direct Costs	**$20,248**	**$20,248**
Other Estimated Costs		
Housing and Utilities	$15,840	$17,780
Food	$7,416	$8,234
Books and supplies	$370	$646
Personal	$2,306	$2,790
Transportation	$2,722	$3,240
Total Cost of Attendance [3]	**$48,902**	**$52,938**

1 Tuition & Fees: Out-of-state residents in Graduate Academic Programs add $15,102 in Nonresident Supplemental Tuition. Nonresidents in professional degree programs will pay nonresident supplemental tuition and fees of of $12,246 or $13,674, and some programs have additional fees. Check with your school or department for the most accurate information.

2 The Student Health Insurance Plan is optional and can be waived with proof of insurance that is equivalent to SHIP or better.

3 See the financial aid website for up-to-date information: financialaid.berkeley.edu

Other Campus Funding Opportunities

- Conference Travel Grants
- Parent Grants; Caregiver Grants
- Research Grants/Fellowships (from Institutes/Centers & Others)
- Training Grant Programs

Rankings and other measures of excellence

U.S. NEWS AND WORLD REPORT

The new "Best Global Universities Rankings" of U.S. News & World Report **placed UC Berkeley fourth in the world overall, the #1 public institution**. Only Harvard, MIT, and Stanford ranked higher.

Berkeley's graduate programs placed first in the world in biological sciences, computer science, economics, English, psychology, and sociology; second in chemistry, earth sciences, statistics and mathematics.

Top 10 Graduate School Subject Rankings	
1st Place	Biological Sciences, Computer Science, Economics, English, History, Psychology, Sociology
2nd Place	Chemistry, Earth Sciences, Mathematics, Statistics
3rd Place	Engineering, Clinical Psychology, Physics, Social Welfare
4th Place	Political Science, Public Affairs
7th Place	Business (#2 in Part-time MBA)
8th Place	Public Health
9th Place	Law

ACADEMIC RANKINGS OF WORLD UNIVERSITIES

New global rankings place **UC Berkeley at the pinnacle of public universities in the U.S. and fifth overall in the world.** The 2021 Academic Rankings of World Universities is an assessment of 500 top institutions around the globe by the Shanghai Ranking Consultancy.

Among 54 subject areas, Berkeley ranked first in the world in chemistry and third in electrical and electronic engineering, computer science and engineering, materials science & engineering and statistics.

In addition, Berkeley ranked fourth in economics and engineering automation & control and fifth in sociology.

For the sixth year in a row, **UC Berkeley ranks sixth in the world when it comes to its reputation among its peers,** according to new rankings from **The Times Higher Education.**

NATIONAL GRANT RECIPIENTS

For decades, UC Berkeley has been the top producer of National Science Foundation Graduate Research Fellows and Ford Foundation Fellows (Predoctoral, Dissertation and Postdoctoral). These fellowships provide significant funding over one to three years.

National Science Foundation Graduate Research Fellows (Cumulative, 2015-2020)	
University of California, Berkeley	758
Stanford University	646
Massachusetts Institute of Technology	531
University of Michigan, Ann Arbor	411
Harvard University	374

Ford Foundation Fellows (Cumulative, 1986-2021)	
University of California, Berkeley	345
University of California, Los Angeles	206
Harvard University	194
Stanford University	190
Yale University	177

GRADUATE ALUMNI ACCOMPLISHMENTS

UC Berkeley alumni are among the most accomplished in their fields. Below is just a snapshot of graduate alumni accolades:

- 20 Nobel Prize Winners
- 39 MacArthur Foundation "Genius Grant" Recipients
- 30 National Medal of Science Recipients

The Berkeley Graduate Profile is produced by the institutional research and communications units of the Graduate Division.

grad.berkeley.edu