

## Berkeley Graduate Profile 2015-16

- Among the 38,204 students at Berkeley, nearly 28% are pursuing doctoral and master's degrees in more than 100 disciplines.
- The fall 2015 incoming graduate class of 3,466 students was selected from among 39,440 applicants.



### Graduate student enrollment

#### APPLICATIONS

Fall 2005	Fall 2015
31,400	39,440

#### ENROLLMENT (FALL 2015)

	Doctoral	Master's	Total
<b>Overall</b>	5,503 (51%)	5,205 (49%)	10,708
<b>Incoming class</b>	914 (26%)	2,552 (74%)	3,466

#### DIVERSITY

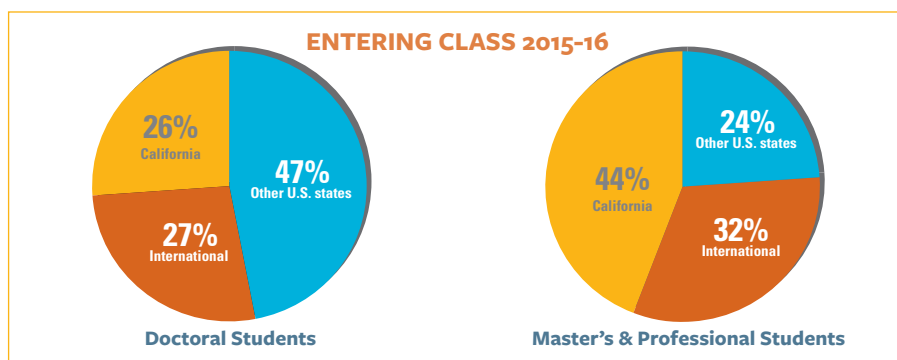
<b>Women</b>	47%
<b>Underrepresented Minorities</b>	15%

#### AGE

<b>Average</b>	28
<b>Youngest</b>	16
<b>Oldest</b>	75

#### INTERNATIONAL GRADUATE STUDENTS

	Doctoral	Master's	Total
China	368	281	649
India	107	245	352
Canada	82	89	171
Korea	100	47	147
Taiwan	59	39	98
France	31	57	88
Chile	34	33	67
United Kingdom	36	22	58
Japan	21	35	56
Mexico	22	34	56
Germany	35	19	54
Brazil	27	26	53
Iran	41	4	45
Singapore	28	15	43
Turkey	28	13	41
Australia	17	15	32
Israel	24	8	32
Thailand	20	10	30
Italy	18	7	25
Spain	14	11	25
Greece	12	9	21
Vietnam	10	13	13
77 other countries	185	210	395
<b>Total</b>	<b>1,319</b>	<b>1,232</b>	<b>2,551</b>



#### U. S. GRADUATE STUDENTS

Top US States	Doctoral	Master's	Total
California	1,543	2,540	4,083
New York	291	182	473
Massachusetts	235	79	314
Texas	139	93	232
Illinois	156	72	228
Washington	115	98	213
Pennsylvania	119	33	152
Maryland	115	36	151
New Jersey	89	60	149
Florida	75	53	128
Virginia	77	49	126
Michigan	96	28	124
Colorado	67	40	107
All other states	922	482	1,404
<b>Total</b>	<b>4,039</b>	<b>3,845</b>	<b>7,884</b>

#### ETHNIC DIVERSITY

	Total
American Indian/Alaskan Native	110
Black/African-American	379
Chicano/Mexican-American	377
Chinese/Chinese-American	743
East Indian/Pakistani	344
Japanese/Japanese-American	118
Korean	157
Latino/Other Spanish-American	336
Other/Unknown	1,030
Pacific Islander	16
Pilipino/Filipino	128
Thai/Other Asian	229
Vietnamese	114
White/Caucasian	4,071
<b>Total</b>	<b>8,152</b>

## GRADUATE MAJORS (FALL 2015 ENROLLMENT)

Berkeley offers 101 graduate majors (master's and doctoral), 93 of which grant doctoral degrees.

School/College	Doctoral	Master's/ First Professional	Total
Business Administration	77	1,436.5	1,513.5
Chemistry	493	36	529
Education	239.5	108	347.5
Engineering	1,337	492.5	1,829.5
Environmental Design	84.5	299	383.5
Information	22	309	331
Journalism	–	118	118
Law	67.5	1,129	1,196.5
Letters & Science (all divisions)	2,582.5	87.5	2,670
<i>Arts &amp; Humanities</i>	<i>680</i>	<i>13</i>	<i>693</i>
<i>Biological Sciences</i>	<i>488.5</i>	<i>2</i>	<i>490.5</i>
<i>Mathematical &amp; Physical Sciences</i>	<i>576</i>	<i>43</i>	<i>619</i>
<i>Social Sciences</i>	<i>838</i>	<i>29.5</i>	<i>867.5</i>
Natural Resources	389.5	80.5	470
Optometry	38	267	305
Public Health	138.5	479	617.5
Public Policy	10	174.5	184.5
Social Welfare	22	188.5	210.5
Individualized Major	2	–	2
<b>TOTAL</b>	<b>5,503</b>	<b>5,205</b>	<b>10,708</b>

## DEGREES GRANTED

In most years, Berkeley produces more Ph.D.s than any other U.S. research university.

Degree Date	Doctoral	Master's/ Professional
2003-04	770*	2,295
2004-05	801*	2,390
2005-06	753	2,337
2006-07	895*	2,351
2007-08	864*	2,406
2008-09	863*	2,385
2009-10	888*	2,397
2010-11	906*	2,481
2011-12	887*	2,506
2012-13	936*	2,552
2013-14	930**	2,045
2014-15	824**	2,664

\*The most doctoral degrees awarded in the nation.

\*\*National data not yet available.

## CAREER OUTCOMES

### Career placement of doctoral degree recipients

First positions of students who graduated between 2009-10 to 2012-13 (based on a survey conducted 12-18 months after graduation).

	Business (for profit)	College or university	Government	Hospital/ clinic	K-12 school	National laboratory	Self-employed	Other/ unknown	Total
<b>Count</b>	628	1,426	85	22	32	115	23	153	<b>2,484</b>
<b>Percent</b>	25.2%	57.4%	3.4%	.8%	1.2%	4.6%	.9%	6.1%	<b>100%</b>

First positions taken by Berkeley Ph.D.s who went into academia:

tenure-track faculty	408	29%
postdoctoral appointment	568	40%
non-tenure track faculty	177	12%
other	273	19%

### Top 5 academic institutions that hire Berkeley Ph.D.s

- University of California System
- Stanford
- University of Michigan
- MIT
- Harvard

### Long-term employment trends

(based on a survey of Ph.D. recipients who graduated between 1968 and 2008)

- 57% of Berkeley doctoral alumni (and 78% arts and humanities Ph.D.s) work in 4-year academic institutions, compared to 41.4% nation-wide
- 23% work in the private for-profit sector
- 13% work in the non-profit sector or for state, local or national governments
- 7% are self-employed or have other employment

## Graduate student funding

### COSTS OF GRADUATE EDUCATION AT BERKELEY

(for academic graduate students)

	2015-16	
	CA resident	Nonresident
Tuition	11,220	11,220
Student services fee	510	510
Campus fees and health insurance	5,117	5,117
Nonresident supplemental tuition (NRST) <sup>1</sup>		15,102
<b>Subtotal (all fees and NRST)<sup>2</sup></b>	<b>16,847</b>	<b>31,949</b>
Living expenses (academic year only) <sup>3</sup>	25,120	25,120
Summer (living expenses and fees)	6,280	6,280
<b>Total</b>	<b>48,247</b>	<b>63,349</b>

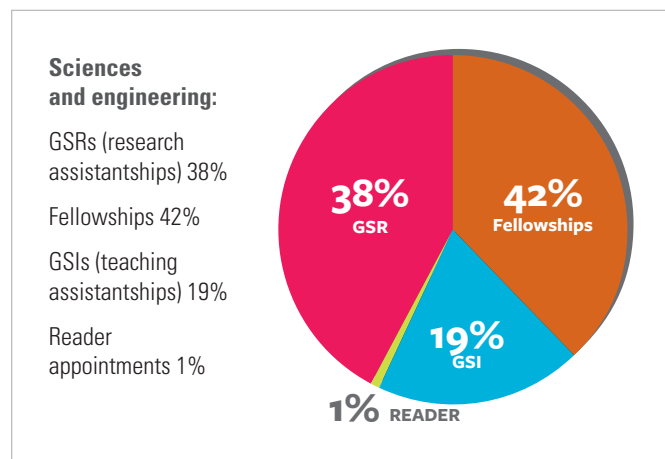
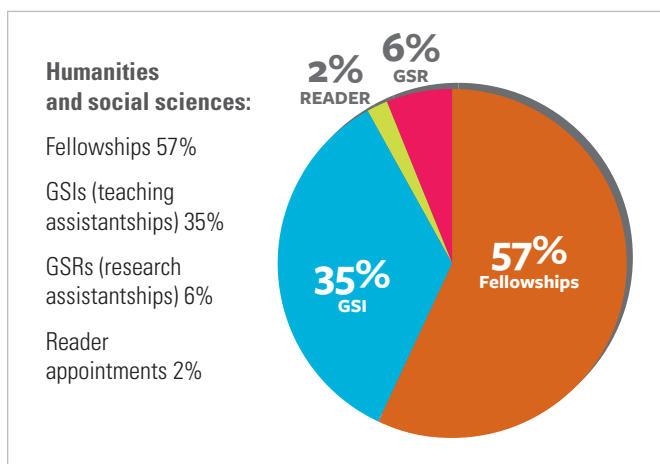
<sup>1</sup>NRST is \$12,245 for majors with professional degree supplemental tuition

<sup>2</sup>some majors have supplemental fees

<sup>3</sup>see financial aid website for up-to-date living expenses

### SOURCES OF FINANCIAL SUPPORT FOR DOCTORAL STUDENTS

(2014-2015)



### AN ARRAY OF FUNDING PROGRAMS

#### Campuswide multi-year fellowships

Berkeley offers several prestigious multi-year awards for the most highly qualified entering doctoral students, including:

- *Berkeley Graduate Fellowships* (all fields)
- *Chancellor's Fellowships* and *Cota Robles Fellowships* (all fields; for applicants who will enhance the diversity of the graduate student population at Berkeley)
- *Mellon Graduate Student Excellence Fellowships* (humanities and history)
- *Regents' Fellowships* (humanities and social sciences)
- *Achievement Rewards for College Scientists (ARCS) Fellowships* (science and engineering)

#### Humanities and Social Sciences multi-year packages include:

- 2 years covered by Graduate Division (full fees plus stipend for the academic year and summer)
- 2 years covered by department through a combination of fellowships, GSI (teaching) or GSR (research) appointments, including fees and a salary
- 1 year of Doctoral Completion Fellowship from Graduate Division, including full fees plus stipend (contingent on timely progress to degree)

#### Sciences and Engineering multi-year packages include:

- 2 years covered by Graduate Division (full fees plus stipend for the academic year and summer)
- 3 years covered by department through a combination of fellowships, GSI (teaching) or GSR (research) appointments, including fees and a salary

These awards are offered to doctoral students of outstanding achievement and potential through a highly competitive selection process conducted by a campuswide faculty committee.

#### Other sources of graduate student support for entering and continuing students

##### Departmental multi-year packages may include:

- First-year departmental fellowship (from Graduate Division's block grant funds or private endowments)
- Remaining years covered through a combination of departmental fellowships, GSI (teaching) and GSR (research) appointments

##### Continuing students may also apply for financial support from the Graduate Division, including:

- Mentored Research Awards
- Summer Grants
- Doctoral Completion Fellowships
- Conference Travel Grants
- Research Travel Vouchers
- Parent Grants
- Some privately-sponsored fellowship programs
- UC Dissertation Awards

## Rankings and other measures of excellence

### NATIONAL RESEARCH COUNCIL

The National Research Council (NRC) has found that Berkeley continues to be one of the nation's most preeminent universities for doctoral studies. In the latest study, Berkeley had the highest number of top-ranked doctoral programs in the nation, based on a regression analysis involving 20 criteria from more than 5,000 programs at 212 institutions. <http://sites.nationalacademies.org/NRC/index.htm>

Number of programs ranked within a range that extends into the top ten:

University of California, Berkeley	48 of 52
Harvard	47 of 52
Stanford	40 of 47

Number of programs ranked within a range that extends into the top five:

University of California, Berkeley	43
Harvard	40
Stanford	30

Number of programs assigned an upper range of first place:

Harvard	19
University of California, Berkeley	16
Stanford	11

### U.S. NEWS AND WORLD REPORT

In a new set of *U.S. News & World Report* rankings, UC Berkeley placed **third in the world**, behind only Harvard and MIT.

Berkeley starred as the **top U.S. public university** included in *U.S. News's "Best Global Universities Rankings."* Berkeley also came in first among U.S. public universities in the same magazine's *"Guide to the Best American Colleges."*

In the new rankings, **Berkeley graduate programs placed first in the world** in chemistry, computer science, English, history, public policy, and sociology; second in psychology, statistics, and physics, and third in engineering, earth sciences, and math. Eight other subject areas ranked in the top 10. <http://grad-schools.usnews.rankingsandreviews.com/best-graduate-schools>.

	Subjects
1st Place	Chemistry, Computer Science, English, History, Public Policy, Sociology
2nd Place	Psychology, Statistics, Physics
3rd Place	Engineering, Earth Sciences, Math
4th Place	Biological Sciences
5th Place	Economics
6th Place	Political Science, Public Affairs
7th Place	Business, Social Welfare
8th Place	Law
9th Place	Public Health

*The Berkeley Graduate Profile is produced by the Institutional Research and Communications units in the Graduate Division. [grad.berkeley.edu](http://grad.berkeley.edu)*

### ACADEMIC RANKINGS OF WORLD UNIVERSITIES

**UC Berkeley is again ranked the top public university in the world and fourth overall** (following Harvard, Stanford, and MIT) in the 2015 Academic Ranking of World Universities (ARWU). The global ranking of universities, published by Shanghai Jiao Tong University, focuses on quality of faculty and research.

In the five broad academic fields ranked, **Berkeley placed first in the area of natural sciences and mathematics**, and in the top five in the areas of engineering/technology, computer sciences, and social sciences.

Among five specific subjects ranked, **Berkeley took first place in physics and chemistry**, and placed in the top five in mathematics, computer science, and economics/business.

Berkeley has ranked among the top four institutions every year since 2003, the year the ARWU rankings debuted. More than 1,200 universities are ranked by ARWU every year.

The 2015 rankings noted this about Berkeley: "Its faculty include seven Nobel laureates, 140 members in the National Academy of Sciences, 77 Faculty Fulbright Scholars, and 235 fellows in the American Academy of Arts and Sciences. In national surveys, Berkeley's academic departments consistently rank among the top five in the country."

### BERKELEY SHINES IN 'TIMES HIGHER ED' REPUTATION RANKINGS

**The Times Higher Education has recognized UC Berkeley as one of the "elite six" world universities in its 2015 reputation rankings.**

This is the fifth year of these reputation rankings, and Berkeley has placed in the "elite six" every year, along with Harvard, MIT, Cambridge, Oxford and Stanford. The rankings are based on a survey of more than 10,000 academics worldwide.

Berkeley ranked sixth with a score of 60, far ahead of the next ranked university, Princeton, which scored 35.

## Graduate Alumni Survey Findings

### GRADUATE ALUMNI SATISFACTION

Berkeley doctoral alumni, surveyed 5 to 45 years after graduation, report very high level of satisfaction with their graduate education and the value of their Ph.D.s:

- 90% overall (and 85% of those who pursued non-academic careers) say they were well prepared for their careers by Berkeley
- 95% overall (and 93% of those who pursued non-academic careers) would pursue a doctoral degree again
- 86% would select the same field of study
- 95% would choose graduate study at Berkeley if they could start again

### GRADUATE ALUMNI ACCOMPLISHMENTS

20	Nobel Prize winners
39	MacArthur Foundation "genius grant" recipients
30	National Medal of Science recipients